

traser®  
swiss 13 watches

# P68 Pathfinder Automatic

functional watches  
for smart people



#unlimited #illumination  
[www.traser.com/p68pathfinder](http://www.traser.com/p68pathfinder)

traser®  
swiss 13 watches

## Determine your direction by using your traser P68 Pathfinder Automatic as a compass.

To be considered when using the rotating compass ring:

- The compass may only be used when the sun is visible at your location.
- To use the compass the local time must be set.
- If daylight saving time (Summer time) is in effect, you must set the time one hour back.
- The traser P68 Pathfinder Automatic may not replace high precision instruments if a detailed indication of the direction is required.

### ▲ Northern hemisphere

1 Define the hemisphere in which you are.



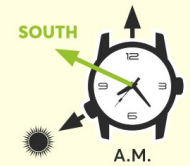
2 Make sure that the local time is set and that the sun is visible from your position.



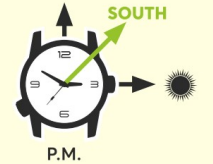
3 Point the hour hand in the direction of the sun.



4 Halve the angle between the hour hand and twelve o'clock mark to find south.



A.M.



P.M.

5 Turn the crown at eight o'clock to position the compass ring accordingly.



### ▼ Southern hemisphere

1 Define the hemisphere in which you are.




2 Make sure that the local time is set and that the sun is visible from your position.



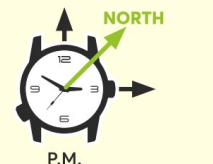
3 Point twelve o'clock in the direction of the sun.



4 Halve the angle between the hour hand and twelve o'clock mark to find north.



A.M.



P.M.

5 Turn the crown at eight o'clock to position the compass ring accordingly.

